

REPUBLIKA Y'U RWANDA



Amasezerano y'Imihigo 2017 - 2018

**Itsinda rishinzwe guteza imbere
Ingufu**

Kigali, Rwanda

REPUBLIKA Y'U RWANDA



Amasezerano y'Imihigo 2017 - 2018

Njyewe, **MUSONI James**, Minisitiri w' Ibikorwa Remezo n'abo dufatanyije mu itsinda rishinzwe guteza imbere Ingufu, duhigiye ko mu mwaka w'Ingengo y'Imari wa 2017 - 2018 tuzagera ku ntego zikubiye mu gitabo kiri ku mugereka w'aya masezerano.

Tubijeje kandi ko tuzabigeraho ku bufatanye bwacu n'Abafatanyabikorwa bose.

Bikorewe i Kigali, ku wa 06/10/2017

A handwritten signature in blue ink, appearing to read 'Musoni'.

MUSONI James
Minisitiri w' Ibikorwa Remezo
Ukuriye itsinda

KAGAME Paul
Perezida wa Repubulika

**Abagize itsinda rishinzwe gahunda y' igihugu yo guteza
imbere ungufu**



1. Minisitiri w'Ibikorwa Remezo

MUSONI James

2. Minisitiri w' ubuhinzi n' ubworozi

MUKESHIMANA Gerardine

3. Minisitiri w'Ubucuruzi n'Inganda

MUNYESHYAKA Vincent

4. Minisitiri w'Ubutegetsi bw'Igihugu

KABONEKA Francis


5. Minisitiri w'Uburezi
















MUSAFIRI Papias Malimba

6. Minisitiri w'Ubuzima

GASHUMBA Dian

Abayobozi b' Uturere

UMUJYI WA KIGALI		UMUKONO
UMUJYI WA KIGALI	UMUYOBOZI	
UMUJYI WA KIGALI	NYAMULINDA Pascal	
AKARERE	UMUYOBOZI W'AKARERE	
1. GASABO	RWAMURANGWA Stephen	
2. KICUKIRO	Dr. NYIRAHABIMANA Jeanne	
3. NYARUGENGE	KAYISIIME Nzaramba	
INTARA Y'AMAJYARUGURU		
AKARERE	UMUYOBOZI W'AKARERE	
4. BURERA	UWAMBAJEMARIYA Florence	
5. GAKENKE	NZAMWITA Deogratias	
6. GICUMBI	MUDAHERANWA Juvenal	
7. MUSANZE	HABYARIMANA Jean Damascene	
8. RULINDO	KAYIRANGA Emmanuel	
INTARA Y'IBURASIRAZUBA		
AKARERE	UMUYOBOZI W'AKARERE	
9. BUGESERA	NSANZUMUHIRE Emmanuel	
10. GATSIBO	GASANA Richard	
11. KAYONZA	MURENZI Jean Claude	
12. KIREHE	MUZUNGU Gerald	
13. NGOMA	NAMBAJE Aphrodise	
14. NYAGATARE	MUPENZI George	
15. RWAMAGANA	MBONYUMUVUNYI Radjab	
INTARA Y'AMAJYEPFO		
AKARERE	UMUYOBOZI W'AKARERE	

16. GISAGARA	RUTABURINGOGA Jerome	
17. HUYE	MUZUKA KAYIRANGA Eugene	
18. KAMONYI	TUYIZERE Thaddée	
19. MUHANGA	UWAMARIYA Beatrice	
20. NYAMAGABE	MUGISHA Philbert	
21. NYANZA	NTAZINDA Erasme	
22. NYARUGURU	HABITEGEKO Francois	
23. RUHANGO	MBABAZI Francois Xavier	
INTARA Y'IBURENGERAZUBA		
AKARERE	UMUYOBOZI W'AKARERE	
24. KARONGI	NDAYISABA Francois	
25. NGORORERO	NDAYAMBAJE Godefroid	
26. NYABIHU	UWANZWENUWE Theoneste	
27. NYAMASHEKE	KAMALI Aimé Fabien	
28. RUBAVU	MURENZI Janvier	
29. RUSIZI	HARELIMANA Frederic	
30. RUTSIRO	AYINKAMIYE Emerance	

Energy Joint Imihigo FY 2017/18
Lead: MININFRA

Output	Indicator	Baseline	Quarterly target/Milestones				Planned activities	Budget (Frw)
			Q1	Q2	Q3	Q4		
Outcome 1: Increased Household access to electricity from 34.6% to 42.5% by end June 2018								
Output 1: 96,648 new Households connected to the National Electricity Grid	Number of HHs connected to the national grid electricity	691,020	24,162	24,162	24,162	24,162	MININFRA (REG/EDCL) • Constructing MV & LV lines to connect electricity users • Monitoring projects implementation and reporting on expropriation exercises Districts • Community Mobilization • Facilitate in smooth implementation of expropriation	
	No of HHs connected to the grid electricity in Northern province	94,467	5,073	5,073	5,073	5,073	LODA • Mobilization of Funds MINALOC • Coordination and Mobilization of Districts	
	No of HHs connected to the new grid electricity in Southern province	105,741	4,890	4,890	4,890	4,890		
	No of HHs connected to the new grid electricity in Western province	136,212	5,466	5,466	5,466	5,466		
	No of HHs connected to the new grid electricity in the Eastern Province	147,470	7,590	7,590	7,590	7,590		
	No of HHs connected to the new grid electricity in Kigali city	207,130	1,145	1,145	1,145	1,145		
	Output 2: 98,977 new Households connected with off-grid Solar home systems	# HHs connected to off-grid electricity through Prepaid Energy-Rent to own solar home (off grid)	9,682	1500	1500	1254	1000	
	# HHs connected to off-grid electricity	172,486	33,142	28,193	18,541	13,847		

Output	Indicator	Baseline	Quarterly target/Milestones				Planned activities	Budget (Frw)
			Q1	Q2	Q3	Q4		
Output 3: 276 New Socio-Economically Productive use areas connected to electricity	Cell offices connected	1,301	40	35	30	22	MININFRA (REG/EDCL) <ul style="list-style-type: none"> Conducting feasibility studies for some productive use areas Undertaking detailed designs for electricity infrastructure Procurement of construction companies Connecting ready productive use areas within the network Districts Identification of Productive use areas Daily follow up of project Implementation LODA <ul style="list-style-type: none"> Mobilization of Funds MINISANTE, MINAGRI, MINALOC, MINEA, COM <ul style="list-style-type: none"> Coordination and Mobilization of Districts 	101,585,016
	Coffee Washing Stations connected		1	1				
	Health center connected	345	5	4	4	3		
	Markets connected	326	2	1	2	1		
	MCCs connected	40	1					
	Agglomeration connected		1	1				
	Primary Schools connected	1,597	16	15	15	12		
	Secondary Schools connected		8	5	5	3		
	Sector offices connected	409	2	2	1	1		
	Telecom Towers connected	171	4	3	3	1		
	Trade centers connected	2,594	8	5	5	3		
	Water Irrigation connected	17	1	1				
WPS connected	27	1	1	1				
Outcome 2: Increased Electricity generation Capacity								
Output 4: Implementation of Small Micro-Hydro Power Plants including: 1. Ntaruka A (2.07 MW) 2. Nyundo (3.9 MW) 3. Rwaza - Muko (2.6 MW) 4. Kigasa (0.195 MW) 5. Kavumu (0.334 MW) 6. Rubagabaga (0.28 MW) 7. Rukarara V (5MW)	Quarterly Project Progress Monitoring reports	Construction Started	Supervision and reporting on quarterly progress	Supervision and reporting on quarterly progress	Supervision and reporting on quarterly progress	Supervision and reporting on quarterly progress	MININFRA (REG/EDCL) <ul style="list-style-type: none"> Regular monitoring of project progress Participate in negotiations of PPA addendum for some MHPP Construction of Evacuation Lines Private Sector <ul style="list-style-type: none"> Implementation of the Project as per contractual terms 	205,825,000
			Supervision and reporting on quarterly progress	Supervision and reporting on quarterly progress	Supervision and reporting on quarterly progress	Supervision and reporting on quarterly progress		
			Supervision and reporting on quarterly progress	Supervision and reporting on quarterly progress	Supervision and reporting on quarterly progress	Supervision and reporting on quarterly progress		
			Supervision and reporting on quarterly progress	Supervision and reporting on quarterly progress	Supervision and reporting on quarterly progress	Supervision and reporting on quarterly progress		
			Supervision and reporting on quarterly progress	Supervision and reporting on quarterly progress	Supervision and reporting on quarterly progress	Supervision and reporting on quarterly progress		
			Supervision and reporting on quarterly progress	Supervision and reporting on quarterly progress	Supervision and reporting on quarterly progress	Supervision and reporting on quarterly progress		
			Supervision and reporting on quarterly progress	Supervision and reporting on quarterly progress	Supervision and reporting on quarterly progress	Supervision and reporting on quarterly progress		
			Supervision and reporting on quarterly progress	Supervision and reporting on quarterly progress	Supervision and reporting on quarterly progress	Supervision and reporting on quarterly progress		

Output	Indicator	Baseline	Quarterly target/Milestones				Planned activities	Budget (Frw)
			Q1	Q2	Q3	Q4		
Outcome 3: Improved Energy use efficiency								
Output 5: Biogas digesters monitored for efficiency and improved productivity	Number of Biogas digesters monitored	1028	50	80	80	60	<p>MINIFRA (REG/EDCL)</p> <ul style="list-style-type: none"> Assessing reports from Districts and institutions Conducting field inspections on installed biogas digesters Educating users on proper handling and maintenance of biogas plants Providing technical support for the rehabilitation of faulty biogas plants <p>Districts</p> <ul style="list-style-type: none"> Community Mobilization Supervising the construction of new biogas plants. Undertaking inventory of the Existing biogas including their conditions Providing quarterly reports on the conditions of the existing biogas plants. Linking users to technicians and masons for rehabilitation of faulty biogas plants. <p>Private Companies</p> <ul style="list-style-type: none"> Ensuring supply and construction of quality biogas digesters Rehabilitating faulty biogas plants Providing the required after-sales service 	5,427,000
Output 6: Awareness campaigns on use of improved Cookstoves undertaken	Number of Awareness Campaigns held	0	2	3	3	2	<p>MINIFRA (REG/EDCL)</p> <ul style="list-style-type: none"> Assessing reports from Districts and institutions Conducting field inspections on installed biogas digesters Educating users on proper handling and maintenance of biogas plants Providing technical support for the rehabilitation of faulty biogas plants <p>Districts</p> <ul style="list-style-type: none"> Community Mobilization Supervising the construction of new biogas plants. Undertaking inventory of the Existing biogas including their conditions Providing quarterly reports on the conditions of the existing biogas plants. Linking users to technicians and masons for rehabilitation of faulty biogas plants. <p>MINALOC</p> <p>Coordination and Mobilization of Districts</p> <p>Private Companies</p> <ul style="list-style-type: none"> Ensuring supply and construction of quality biogas digesters Rehabilitating faulty biogas plants Providing the required after-sales service 	

Output	Indicator	Baseline	Quarterly target/Milestones				Planned activities	Budget (Frw)
			Q1	Q2	Q3	Q4		
Output 7: Awareness on use of Liquefied Petroleum Gas (LPG) for cooking conducted	Number of awareness Campaigns held	8	2	3	3	2	<ul style="list-style-type: none"> MININFRA (REG/EDCL) <ul style="list-style-type: none"> Organizing awareness and sensitization sessions on use of LPG Mobilizing LPG suppliers and dealers to join the campaigns Districts <ul style="list-style-type: none"> Community Mobilization Providing LPG penetration reports MINALOC <ul style="list-style-type: none"> Coordination and Mobilization of Districts Private Companies <ul style="list-style-type: none"> Preparing promotional materials Carrying out promotional campaigns in their areas of operation Ensuring supply of the LPG depending on the demand 	10,120,000
TOTAL BUDGET							2,585,832,416	

REPUBLIKA Y'U RWANDA

