



*Advancing Child Rights and Protection*

---

**QUARTERLY REPORT OF SERVICES PROVIDED BY ORGANIZATIONS  
ENGAGING IN CHILD PROTECTION IN RWANDA**

**APRIL - JUNE 2014**

## Table of contents

<b>Table of contents</b> .....	i
<b>List of Graphs</b> .....	ii
<b>List of Tables</b> .....	ii
<b>List of abbreviations</b> .....	iii
<b>1.0 Introduction</b> .....	1
<b>2.0 Summary of partners' activities for the period of April – June 2014</b> .....	1
<b>2.1 Beneficiaries and services provided</b> .....	2
<b>2.2 Children supported per District</b> .....	3
<b>2.3 Children served per organization by sex</b> .....	4
<b>2.4 Children supported per thematic area by sex</b> .....	7
<b>2.4.1 Education</b> .....	8
<b>2.4.2 Family and Alternative Care</b> .....	9
<b>3.0 Conclusion</b> .....	11

## List of Graphs

Graph 1: Comparison of the number of organizations and children supported in quarter 3 and quarter 42

Graph 2: Children supported in each thematic area by sex ..... 7

Graph 3: Number of Children Supported in Education..... 9

## List of Tables

Table 1: Number of children served per District by sex..... 3

Table 2: Number of children served per organization by sex..... 4

Table 3: Number of Children Supported in each Thematic Area of ICRP ..... 8

Table 4: Number of children living in orphanages by sex..... 10

## List of abbreviations

ICRP Integrated Child Rights Policy

M & E Monitoring and Evaluation

MVC Most Vulnerable Children

NCC National Commission for Children

OVC Orphans and Vulnerable Children

TWG Technical Working Group

TVET Technical and Vocational Education and Training

## 1.0 Introduction

The National Commission for Children (NCC) oversees the implementation of the Integrated Child Rights Policy (ICRP) and other programs and strategies which are in favour of the wellbeing of the child. This is mainly to ensure that children especially those with special protection needs are assisted to reach their full potential and have the same opportunities as all other children to active and valued participation in their home, school and community life.

To achieve this objective, NCC collaborates with Districts, non-government (Local and International) and civil society organizations intervening in the child protection domain through establishment of strong M&E systems which are essential for improving the efficiency and effectiveness of all child related programs and/or interventions.

NCC initiated decentralized quarterly review meetings for all stakeholders intervening in the protection and promotion of children's rights at District level. These meetings give them an opportunity to exchange best practises, to put in place mechanisms for addressing challenges encountered during the course of implementation, pooling resources for joint action and reporting on the progress of their activities.

The District meetings are also complemented with the central level meetings of members of the M&E Technical Working Group (TWG) on OVC and child rights which are organized on a quarterly basis for high level reviews and planning.

## 2.0 Summary of partners' activities for the period of April – June 2014

Different organizations and projects support various categories of children through provision of direct services or referrals. Service provision is guided by the seven pillars of ICRP i.e. Identity & Nationality, Family & Alternative Care, Health Survival & Standards of Living, Education, Protection, Justice, and Participation.

At the end of every quarter, all stakeholders intervening in child protection submit their progress reports. Once compiled, they give a national picture of the number and categories of children being served, types of services provided and the geographical coverage.

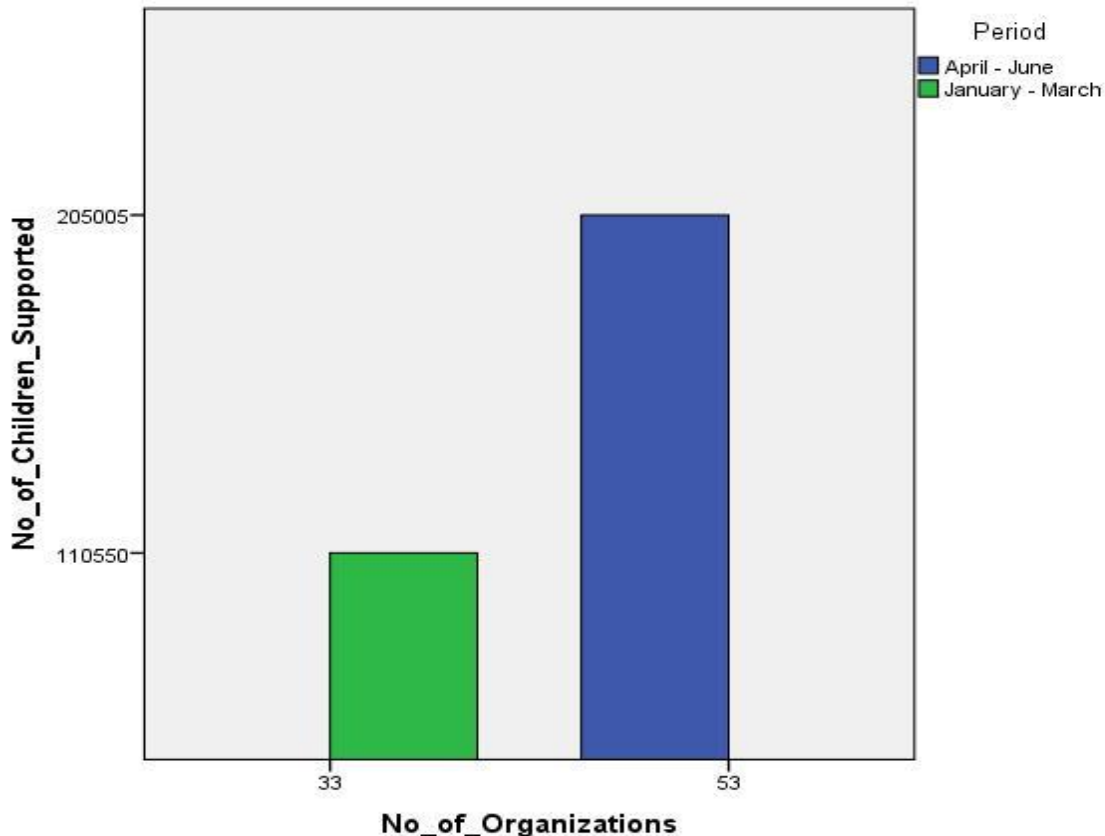
The sub sections below give an overview of how each individual area was served for the period of April to June 2014. In some cases, comparisons will be made against the previous quarter (January to March 2014).

## 2.1 Beneficiaries and services provided

A total of **205,005** vulnerable children from all the thirty Districts of Rwanda were served. Of these 93,654 representing 45.68% are boys while 111,351 (54.32%) are girls. This number was only served by 53 organizations that submitted reports for the fourth quarter (April to June 2014) out of 108 organizations that are supposed to report.

*Much as the percentage of organizations who reported is still low, 49.1%, there was an improvement in reporting compared to the third quarter. The number of organizations which reported increased by 60.6% from 33 to 53. This also led to an increase in the number of children supported from **110,550** to **205,005** (percentage increase of 85.4%) as shown in figure 1 below.*

Graph 1: Comparison of the number of organizations and children supported in quarter 3 and quarter 4



## 2.2 Children supported per District

NCC compiles reports from organizations intervening in all Districts in order to determine whether there is equitable distribution of service providers in the whole country and to ensure that all children benefit regardless of which part of the country they live in.

*Table 1: Number of children served per District by sex*

#	DISTRICT	MALE	FEMALE	TOTAL
1	NYAMAGABE	6,458	10,937	17,395
2	BUGESERA	4,773	5,414	10,187
3	GICUMBI	4,949	5,050	9,999
4	GATSIBO	4,562	5,251	9,813
5	KARONGI	4,324	4,636	8,960
6	KAMONYI	3,627	4,098	7,725
7	RUBAVU	3,867	3,794	7,661
8	GISAGARA	2,023	4,080	6,103
9	RULINDO	2,535	2,801	5,336
10	GASABO	2,467	2,614	5,081
11	NYAGATARE	2,371	2,605	4,976
12	KICUKIRO	2,395	2,458	4,853
13	RUHANGO	2,266	2,441	4,707
14	NYARUGENGE	2,236	2,466	4,702
15	MUHANGA	2,303	2,301	4,604
16	KAYONZA	1,890	2,504	4,394
17	NYARUGURU	1,258	2,887	4,145
18	RUTSIRO	2,097	1,974	4,071
19	GAKENKE	1,978	2,057	4,035
20	NYABIHU	1,828	1,943	3,771
21	RWAMAGANA	1,622	1,914	3,536

#	DISTRICT	MALE	FEMALE	TOTAL
22	MUSANZE	1,491	1,799	3,290
23	NYAMASHEKE	1,344	1,446	2,790
24	NGORORERO	1,142	1,197	2,339
25	RUSIZI	1,108	1,095	2,203
26	HUYE	304	1,668	1,972
27	NYANZA	651	645	1,296
28	NGOMA	404	566	970
29	KIREHE	333	419	752
30	BURERA	131	184	315
31	DISTRICT NOT SPECIFIED	24,917	28,107	53,024
	<b>TOTAL</b>	<b>93,654</b>	<b>111,351</b>	<b>205,005</b>

From table 1 above, the District which had the highest number of children supported is Nyamagabe while Burera District had the least number of children reported.

*Comparing with the statistics from quarter 3, Burera District still had the least number of children served. It is also one of the Districts with few organizations having child related interventions compared to other Districts.*

*Statistics from the MVC identification which was conducted in February 2014 also rate Nyamagabe District as the third with the highest number of MVC after Rusizi and Ruhango Districts.*

Some organizations did not disaggregate their data per District as indicated in table 1 above as **DISTRICT NOT SPECIFIED**.

### 2.3 Children served per organization by sex

Table 2: Number of children served per organization by sex

#	ORGANIZATION	MALE	FEMALE	TOTAL
1	WORLD VISION	21,556	24,763	46,319
2	GLOBAL COMMUNITIES	16,471	17,103	33,574



#	ORGANIZATION	MALE	FEMALE	TOTAL
3	ADRA RWANDA	13,008	13,561	26,569
4	CARITAS RWANDA	6,855	7,561	14,416
5	CARE INTERNATIONAL	2,193	11,869	14,062
6	AEE RWANDA	6,703	7,353	14,056
7	NCC/SSF-HIV PROJECT	4,418	5,687	10,105
8	WORLD RELIEF RWANDA	4,090	4,750	8,840
9	FXB RWANDA	3,360	3,344	6,704
10	RIGHT TO PLAY	3,015	2,771	5,786
11	DUHAMIC-ADRI	1,515	1,635	3,150
12	SOS CHILDREN'S VILLAGES RWANDA	1,377	1,730	3,107
13	FHI 360	1,296	1,284	2,580
14	KAGENO PROJECT	1,029	1,055	2,084
15	AVSI RWANDA	974	1,062	2,036
16	HANDICAP INTERNATIONAL	799	651	1,450
17	FAWE RWANDA	412	906	1,318
18	WE-ACTX FOR HOPE	547	723	1,270
19	CENTRE DE FORMATION AGRICOLE DE PETIT ELEVAGE DE KAMONYI (CEFAPEK)	501	312	813
20	STRIVE FOUNDATION RWANDA	311	297	608
21	FH ASSOCIATION RWANDA	258	339	597
22	GRAIN DE SENEVE	200	240	440
23	KANYARWANDA ASSOCIATION	195	234	429
24	UBUMWE COMMUNITY CENTER	214	210	424
25	THE SALVATION ARMY	178	227	405
26	AFRICAN STUDENTS' EDUCATION FUND	246	119	365

#	ORGANIZATION	MALE	FEMALE	TOTAL
27	IMBUTO FOUNDATION	174	188	362
28	HOPE AND HOMES FOR CHILDREN	160	146	306
29	POINT D'ECOUTE	165	119	284
30	STREET AHEAD CHILDREN'S CENTER	194	84	278
31	RWANDA RED CROSS	123	118	241
32	RWANDA AID	130	78	208
33	INSTITUT FILIPPO SMALDONE POUR SOURDS - MUETS	112	95	207
34	CENTRE URUGWIRO	79	88	167
35	CENTRE DES HANDICAPES St FRANCOIS D'ASSISE RUSIZI	96	54	150
36	CITE DE LA MISERICORDE RUSAYO	77	70	147
37	UMWANA NK'ABANDI	84	51	135
38	L'APPEL POUR L'AVENIR DES ENFANTS DU RWANDA	58	64	122
39	COMMUNAUTE BAPTISTE AU CENTRE DE L'AFRIQUE CBCA RWANDA	28	93	121
40	FRIENDS OF HANDICAP IN RWANDA	55	51	106
41	RAFIKI FOUNDATION	36	40	76
42	OPDE(Oeuvre Humanitaire pour la Protection et le Développement de l'Enfant en Difficulté)	62	11	73
43	KOMERA CENTER	36	34	70
44	ASSOCIATION POUR LA PROMOTION DES INITIATIVES DE BASE (APIB)	65	-	65
45	NYAMPINGA CENTER	-	65	65
46	SEVOTA	28	37	65

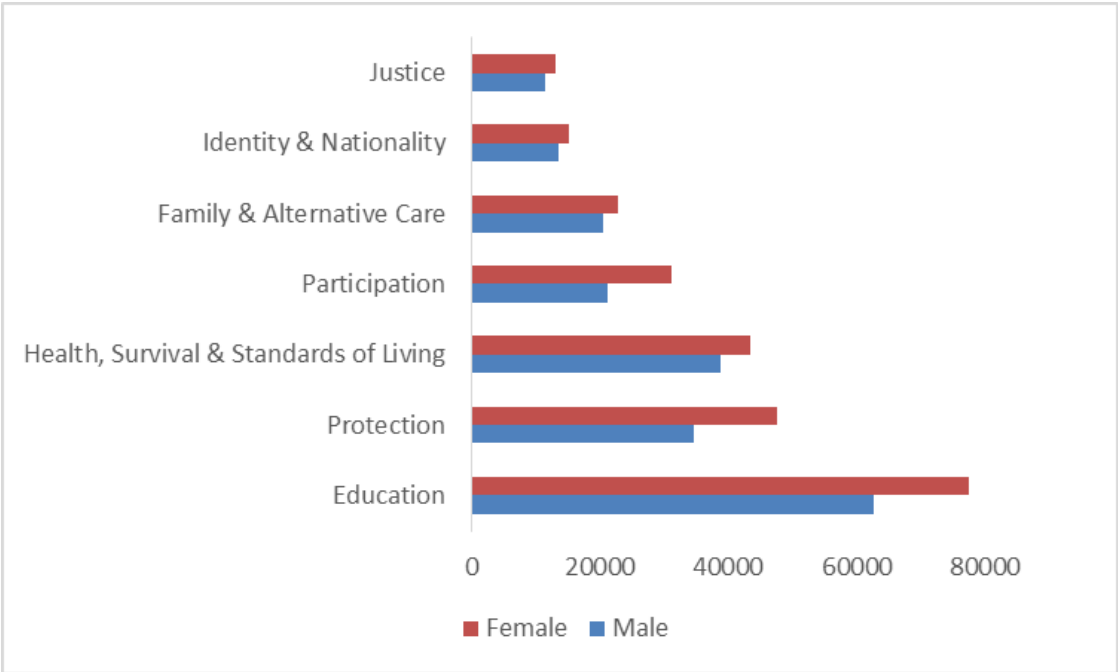
#	ORGANIZATION	MALE	FEMALE	TOTAL
47	FAIR CHILDREN/YOUTH FOUNDATION	31	27	58
48	BUREAU SOCIAL DE DEVELOPPEMENT	55	-	55
49	KARIBU CENTER	34	3	37
50	JAM-FRED NKUNDA LIFE CENTER	28	3	31
51	WIBABARA CENTER	17	14	31
52	MAISON D'ACCUEIL RANGO	6	22	28
53	INTERNATIONAL JUSTICE MISSION	-	10	10
	<b>TOTAL</b>	<b>93,654</b>	<b>111,351</b>	<b>205,005</b>

From the table 2 above, World Vision served the highest number of children while International Justice Mission served the lowest number.

### 2.4 Children supported per thematic area by sex

As mentioned in 2.0 above, service providers are guided by the 7 thematic areas of the ICRP in providing services to their beneficiaries. Graph 2 below shows the numbers of children supported in the different areas during the reporting period.

*Graph 2: Children supported in each thematic area by sex*



*Table 3: Number of Children Supported in each Thematic Area of ICRP*

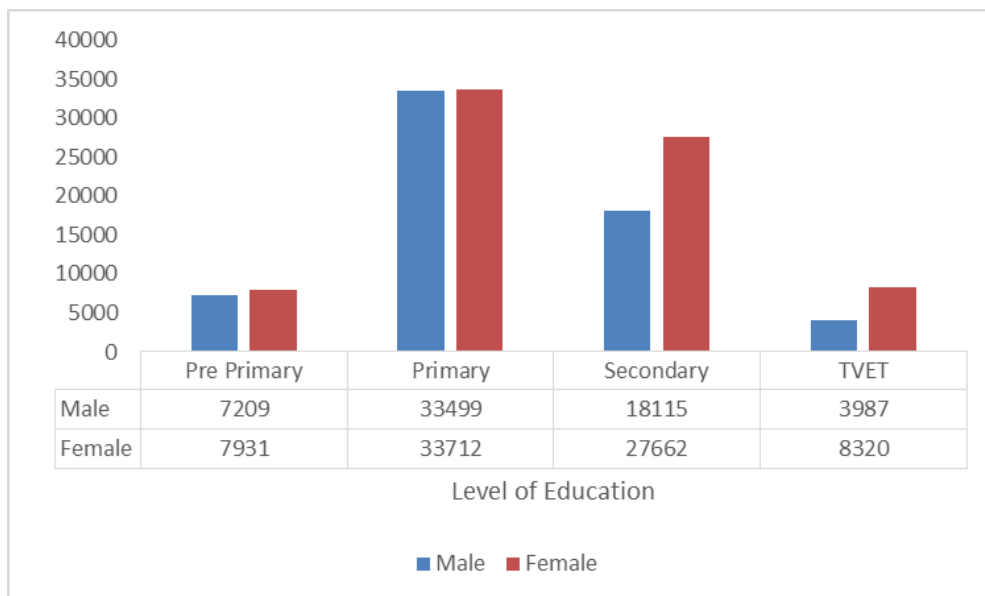
<b>Thematic Area of ICRP</b>	<b>Male</b>	<b>Female</b>
Education	62,810	77,625
Protection	34,641	47,538
Health, Survival & Standards of Living	38,736	43,377
Participation	21,212	31,068
Family & Alternative Care	20,410	22,712
Identity & Nationality	13,626	15,181
Justice	11,549	13,074

From graph 2 and table 3 above, it can be noticed that most of the support given went to the education category and the least was recorded for justice. And important to note also is that girls were more supported in all the areas compared to the boys.

#### **2.4.1 Education**

The Government guarantees by law that every child in Rwanda has the right to fee-free and compulsory education for the first 12 years of basic (primary, lower and upper secondary) education. However, some vulnerable children, do not fully benefit from these opportunities due to various reasons. Partners support this government’s commitment by meeting other barriers such as school stipends, school uniforms, learning materials, special learning materials and other inclusive facilities for those children who for economic, social or cultural reasons, tend to stay out of school.

Graph 3: Number of Children Supported in Education



During the reporting period, a total of **140,435** children representing 68.5% of all the children served were supported in their studies in different ways. From graph 3 above, the most supported were primary school pupils and least in pre-primary. In higher education, more students were supported in secondary school than in tertiary vocational education and training (TVET).

#### 2.4.2 Family and Alternative Care

Rwanda strongly recognizes that every child has the right to a family, to be cared for by parents and extended family members. The government and its partners support vulnerable families in various ways to ensure that they provide good care for their children. This is done through reinforcement of family economy, psychological and social support, re-unification and re-integration of children with families etc.

With the implementation of the national strategy on child care reform, 165 children were moved from orphanages into families for the period of April to June 2014. Only 8 children were enrolled. Currently there are 29 orphanages caring for 2,010 children.

Table 4: Number of children living in orphanages by sex

#	INSTITUTION	DISTRICT	MALE	FEMALE	TOTAL	ENROLLED	UNITED WITH FAMILIES
1	Centre Memorial Gisimba	Nyarugenge	76	34	110	0	15
2	Centre Humura	Rulindo	10	19	29	0	19
3	Centre Saint Antoine	Nyanza	27	15	42	0	0
4	Home Amizero Kinazi	Ruhango	18	9	27	0	3
5	Home Don Bosco	Nyanza	37	10	47	0	0
6	Home of Hope	Nyarugenge	33	36	69	0	5
7	Home of Joy	Ngoma	34	5	39	0	0
8	Home of Mercy	Gatsibo	9	3	12	0	0
9	JAM	Muhanga	28	3	31	0	0
10	La Cité de la Misericorde Kicukiro Niboye	Kicukiro	7	6	13	0	0
11	La cité de la Misericorde Rusayo	Rusizi	73	67	140	0	7
12	La cité de la Misericorde Gahanga	Kicukiro	40	18	58	0	0
13	Mere du Verbe	Gasabo	52	41	93	0	2
14	New Hope Home	Musanze	10	18	28	0	0
15	Nibakure Children's Village	Bugesera	12	13	25	0	0
16	Orph. Noel de Nyundo	Rubavu	142	122	264	0	82
17	Orph. Adventiste de Gakoni	Gatsibo	27	19	46	0	0

#	INSTITUTION	DISTRICT	MALE	FEMALE	TOTAL	ENROLLED	UNITED WITH FAMILIES
18	L'Esperance	Karongi	44	40	84	0	12
19	Orph. Saint Joseph Muhura	Gatsibo	37	53	90	2	0
20	Orph.Ibambe Abajambo	Bugesera	20	34	54	0	0
21	Rafiki Foundation	Bugesera	36	40	76	0	0
22	Village de la Paix - SINAPISI	KICUKIRO	40	25	65	0	9
23	SOS Byumba	Gicumbi	66	57	123	0	1
24	SOS Kayonza	Kayonza	57	61	118	0	1
25	SOS Kigali	Gasabo	97	70	167	5	9
26	SOS Nyamagabe	Nyamagabe	45	53	98	0	0
27	Urukundo Foundation	Muhanga	13	10	23	1	0
28	Victory Family of Champions	Kamonyi	8	9	17	0	0
29	Village Ineza	Karongi	9	13	22	0	0
	<b>TOTAL</b>		<b>1,107</b>	<b>903</b>	<b>2,010</b>	<b>8</b>	<b>165</b>

### 3.0 Conclusion

The number of organizations reporting is still low which results into under reporting of their overall achievements when it comes to the national level. Much as there was an improvement in reporting during this quarter (from 33 – 53 organizations), stronger measures have to be taken for those organizations not reporting.

The number of children supported during the fourth quarter increased compared to the third quarter (from 110,550 to 205,005). This is attributed to the increase in the number of organizations which reported.

Nyamagabe District recorded the highest number of children (17,395) who were supported during the fourth quarter compared to the other Districts. This also creates a significant correlation with the high number of vulnerable children identified during the MVC assessment which was conducted in all the Districts in February 2014. Burera District recorded the lowest number of children (315) supported. This is also attributed to the low number of organizations with child related interventions in the District.

World Vision reported the highest number of children (46,319) supported during this quarter while International Justice Mission reported the lowest number. The number of children supported depends on the kind of services provided by the organization. Education is the most served area taking 68.5% compared to the other 6 key areas.

During the fourth quarter also, 168 children were placed into loving and caring families while only 8 were enrolled. Currently there are 2,010 children still under residential care in all the 29 orphanages which reported.

It is still a challenge for the National Commission for Children to measure the progress made in reaching out to the vulnerable children. This greatly affects planning and setting targets. This will only be possible when the data collected about the most vulnerable children is entered into an information management system and put to use.